

product description: The anchors are designed for pre- or through-fixing of the structural elements on the base material.
Can be used for cracked and non-cracked concrete $\geq C20/25$ and natural stone with solid structure.

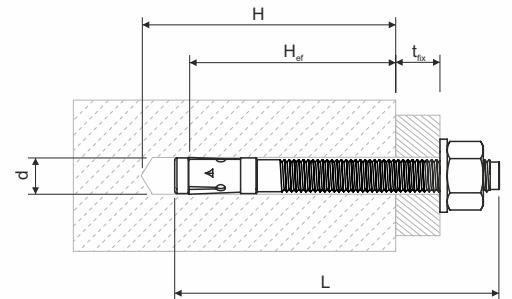
surface finish: PO - electrolytic galvanizing
POGMT - zinc plated with zinc flake

meets the requirements: ETA option 1 approval for cracked and non-cracked concrete

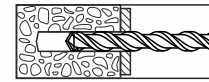
fire resistance class: 30-120 minut

storage: ČSN EN 60721-3-1

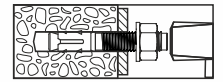
explanations: d - drilling/anchor diameter
L - total length of the anchor
 t_{fix} - max. thickness of fastening material
 H_{ef} - effective anchoring depth
H - min. depth of the drilled hole
 $T_{inst.}$ - tightening torque
SW - key size
std. - standard anchoring depth / thickness of fastening material
red. - reduced anchoring depth / thickness of fastening material



1. drilling a hole according to the recommended dimensions



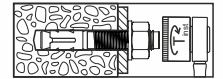
3. installing the anchor in the hole using a hammer



2. cleaning the hole



4. tightening with the recommended torque



item number	d	L	t_{fix} std. red.	H_{ef} std. red.	H std. red.	T inst.	SW	seismicity class	cracked concrete C20/25						
									characteristic load values			min. axial distance		min. distance from the edge	
									tensile stress kN	shear stress kN	bending moment Nm	$S_{min.}$ mm	C_{\geq}	C_{min}	S_{\geq} mm
KPO 6X50_PO	6	65	10	40	50	8	10	-	0,7	3,4	-	35	-	45	-
KPO 6X70_PO	6	65	10	40	50	8	10	-	0,7	3,4	-	35	-	45	-
KPO 8X77_PO	8	75	10	48	60	15	13	C1	8,5	-	26,3	35	50	40	55
KPO 8X97_PO	8	95	30	45	55	20	13	C1	6,7	7,8	-	40	-	40	-
			40	35	45				5						
KPO 8X110_PO	8	115	50	45	55	20	13	C1	6,7	7,8	-	40	-	40	-
			60	35	45				5						
KPO 10X95_PO	10	92	10	60	75	30	17	C2	12	-	50	40	60	50	100
			30	40	55				9			50	95	190	
KPO 10X115_PO	10	115	30	60	75	45	17	C1/C2	9,5	12,2	-	40	-	45	-
			50	40	55				6,1						
KPO 10X175_PO	10	185	100	60	75	45	17	C1/C2	9,5	12,2	-	40	-	45	-
			120	40	55				6,1						
KPO 12X120_PO	12	118	20	70	90	60	19	C2	16	-	86	60	70	55	110
			40	50	70				12,6			55	110	60	215
KPO 8X77_POGMT	8	80	15	47	55	10	13	-	5	10,1	19	50	50	40	80
			30	32	40				3			55	45	40	80
KPO 8X97_POGMT	8	100	35	47	55	10	13	-	5	10,1	19	50	50	40	80
			50	32	40				3			55	45	40	80
KPO 10X95_POGMT	10	95	15	59	69	20	17	-	9	16	38	70	65	45	50
			35	39	49				6			75	60	100	100
KPO 10X115_POGMT	10	115	35	59	69	20	17	-	9	16	38	70	65	45	50
			55	39	49				6			75	60	100	100
KPO 12X120_POGMT	12	120	25	68	80	40	19	-	12	23,3	67	90	80	65	80
			45	48	60				9			150	100	150	180